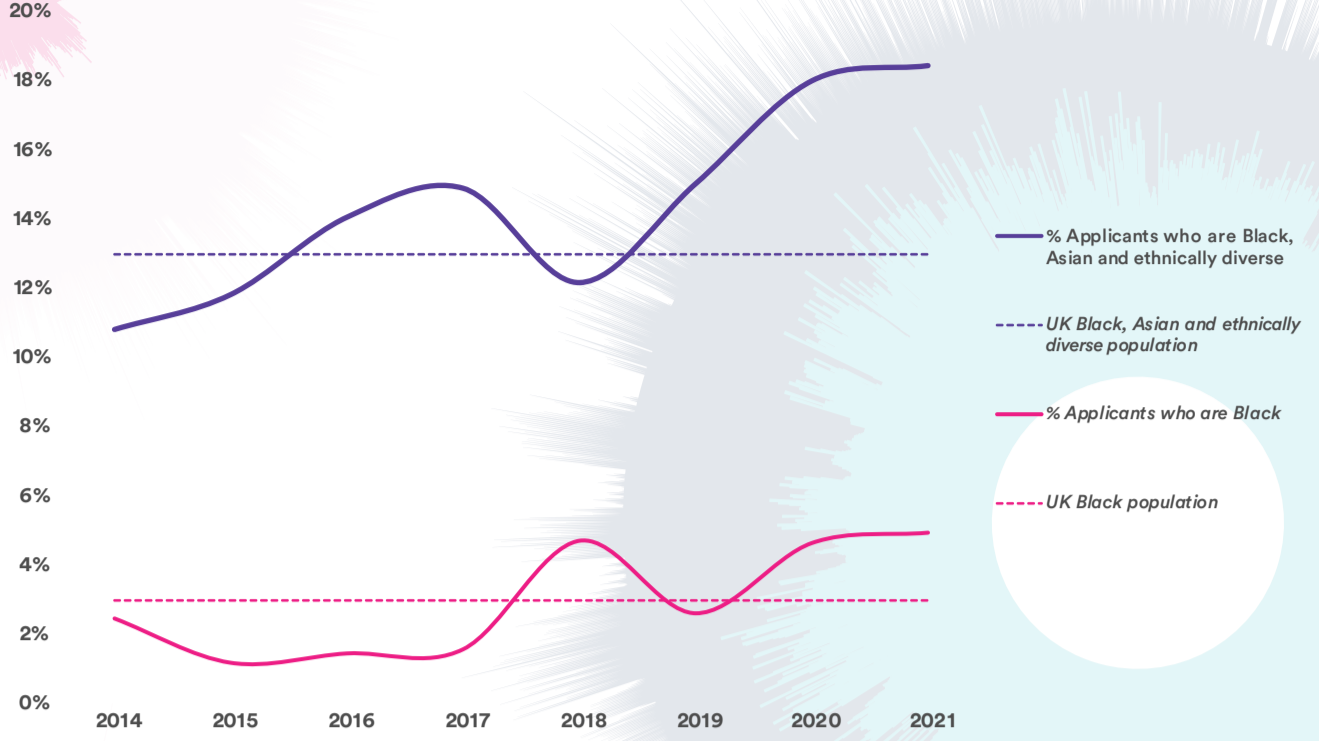


Sound and Music

Black History Month 2021: Our Data

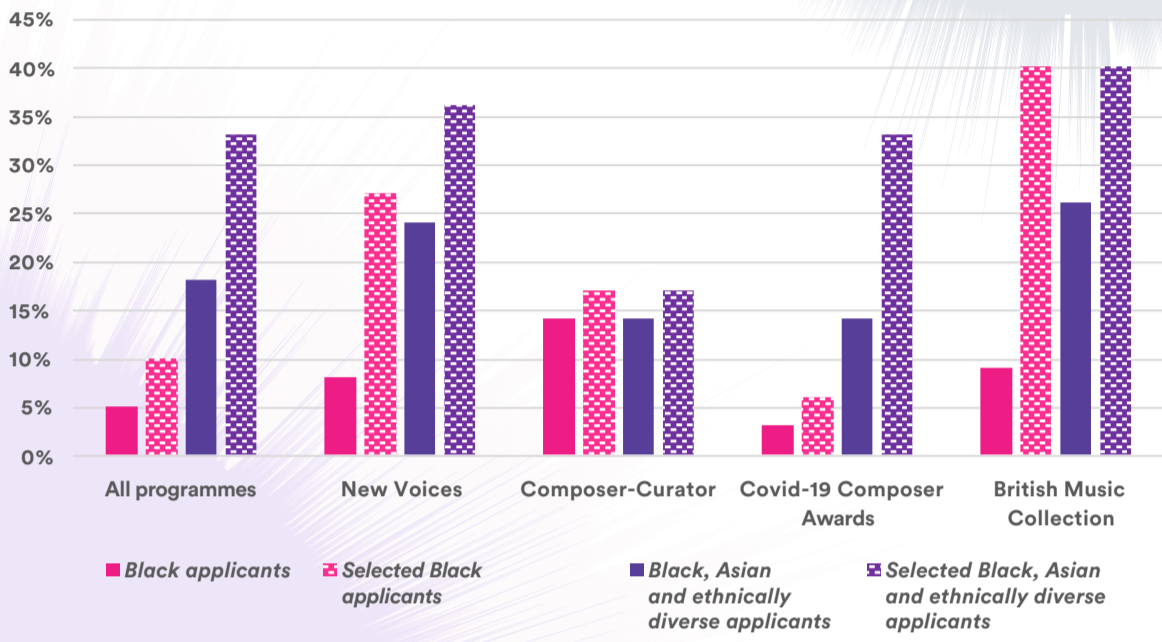
Applicants

Following the 26% increase reported in 2020, the number of Black applicants to our programmes and open opportunities has risen by a further **6% in 2021**. Sound and Music's programmes are also more representative this year, at 65% above the UK's Black population¹



2021 Programmes

The chart below shows the percentage of Black applicants and selected Black applicants from our programmes and open opportunities over the past year (Oct 2020 - Oct 2021)



Age

This year, Black applicants to our programmes are statistically likely to be younger than applicants from other groups, at **31**. Selected Black applicants are likely to be around the same age as all applicants, at **32**




Based in London

Black and Black, Asian and ethnically diverse applicants to our programmes are still more likely to be based in London than any other region in the UK. This is also the case for selected applicants




Gender

40% of Black applicants to our programmes this year identify as Women, whilst **45%** of Black, Asian and minority ethnic applicants identify as Women. Only **25%** of selected Black applicants identify as Women, and this is **52%** for selected applicants from Black, Asian and ethnically diverse backgrounds



Education

We previously reported that Black applicants to our programmes were more likely to have attended state school. This is still the case however, the figure has fallen again this year from 76% to **63%**



First-time applicants

Black applicants are more likely to be applying to Sound and Music for the first time than applicants from other groups, at **78%**. This is also the case for selected applicants, at **88%**



Sound and Music

¹Overall population statistics drawn from the Office for National Statistics <https://www.nomisweb.co.uk/census/2011/qs211w>

Some icons made by Freepik from www.flaticon.com licensed by Creative Commons BY 3.0